





# Engine Cooling Fan Controller – Option 1

## 1. Applications

Control for engine cooling fan



## 2. Product description

These PWM controllers can be used to trigger actuators such as DC motors, pump, etc. with up to 900W. The output current for the fan motor is controlled dependent on the set point. One of the benefits of the regulation of power is the defined load of the electrical system. When triggering the fan motor the power is in proportion to the required air current respectively to the turning moment ( $I \sim M$ ). The main application is in the engine cooling ventilation motors area.

At 18kHz, the output frequency is higher than the audible range.

The current, due to the motor inductance, is nearly a direct current, so it does not produce any torque fluctuations.

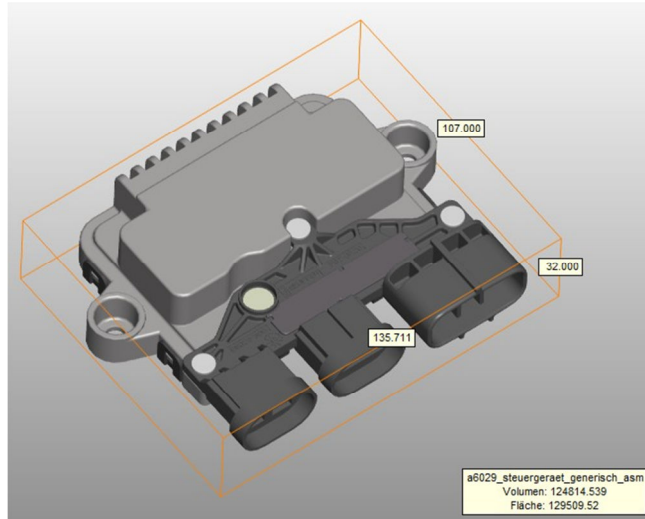
The patented slope edge regulation generates only a very slight electromagnetic transmission.

## 3. Technical data

- Current with 12V or 18V output voltage
- Maximum output current 50A
- Switching rate 18kHz
- PWM interface with 1kHz or LIN
- Nominal temperature range  $-40\text{ °C}$  to  $+120\text{ °C}$
- Reverse polarity protected
- Protection class: Can be adapted to customer requirement (typically IP6K9K)



#### 4. Dimensions



#### 5. Functional description

- Error detection with error message
- Blockage detection
- Short circuit detection
- Semiconductor error
- Commutator short-circuit
- Heavy load detection
- Excess temperature
- Overvoltage
- Undervoltage loading pump
- All VDA required protective functions

*Our products are subject to a constant development process. We reserve the rights regarding changes in the product line, the manufacture, the performance features and the application areas. Only the specifications / the contract text or the order confirmation are decisive.*

#### HKR Automotive GmbH

Am Wasserturm 21 · 74635 Kupferzell

Telefon: +49 7944 94399-0  
Telefax: +49 7944 94399 -50

info@hkr-automotive.de  
www.hkr-automotive.de